
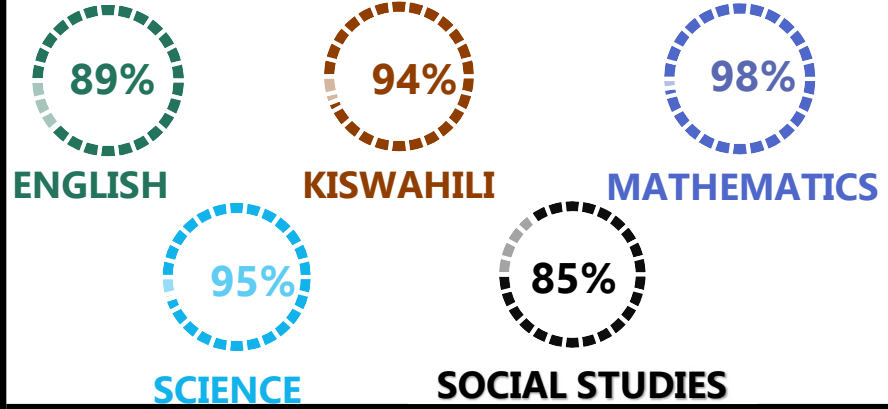

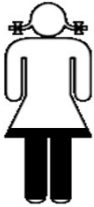




	<h1>SANTA MARIA</h1>																																																																																										
REGION: TABORA	SCHOOL AVERAGE: 230.5	BAND 2																																																																																									
DISTRICT: TABORA		CATEGORY BELOW 40																																																																																									
SUBJECT PERFORMANCE ANALYSIS																																																																																											
<table border="1" style="width:100%; border-collapse: collapse;"> <thead> <tr> <th>SUBJECT NAME</th> <th>AVG</th> <th>%</th> <th>RNK</th> </tr> </thead> <tbody> <tr><td>MATHEMATICS</td><td>49.0</td><td>98%</td><td>1</td></tr> <tr><td>SCIENCE</td><td>47.5</td><td>95%</td><td>2</td></tr> <tr><td>KISWAHILI</td><td>47.1</td><td>94%</td><td>3</td></tr> <tr><td>ENGLISH</td><td>44.4</td><td>89%</td><td>4</td></tr> <tr><td>SOCIAL STUDIES</td><td>42.6</td><td>85%</td><td>5</td></tr> </tbody> </table> <table border="1" style="width:100%; border-collapse: collapse;"> <thead> <tr> <th>BOYS/GIRLS PASS RATE</th> <th>STD</th> <th>AVG</th> <th>%</th> </tr> </thead> <tbody> <tr><td>BOYS</td><td>15</td><td>0.60</td><td>60%</td></tr> <tr><td>GIRLS</td><td>10</td><td>0.40</td><td>40%</td></tr> </tbody> </table>	SUBJECT NAME	AVG	%	RNK	MATHEMATICS	49.0	98%	1	SCIENCE	47.5	95%	2	KISWAHILI	47.1	94%	3	ENGLISH	44.4	89%	4	SOCIAL STUDIES	42.6	85%	5	BOYS/GIRLS PASS RATE	STD	AVG	%	BOYS	15	0.60	60%	GIRLS	10	0.40	40%																																																							
SUBJECT NAME	AVG	%	RNK																																																																																								
MATHEMATICS	49.0	98%	1																																																																																								
SCIENCE	47.5	95%	2																																																																																								
KISWAHILI	47.1	94%	3																																																																																								
ENGLISH	44.4	89%	4																																																																																								
SOCIAL STUDIES	42.6	85%	5																																																																																								
BOYS/GIRLS PASS RATE	STD	AVG	%																																																																																								
BOYS	15	0.60	60%																																																																																								
GIRLS	10	0.40	40%																																																																																								
<table border="1" style="width:100%; border-collapse: collapse;"> <thead> <tr> <th colspan="6">GRADE ANALYSIS SUMMARY</th> </tr> <tr> <th>SUBJECT NAME/GRADE</th> <th>A</th> <th>B</th> <th>C</th> <th>D</th> <th>E</th> </tr> </thead> <tbody> <tr><td>MATHEMATICS</td><td>25</td><td>0</td><td>0</td><td>0</td><td>0</td></tr> <tr><td>KISWAHILI</td><td>25</td><td>0</td><td>0</td><td>0</td><td>0</td></tr> <tr><td>ENGLISH</td><td>24</td><td>1</td><td>0</td><td>0</td><td>0</td></tr> <tr><td>SCIENCE</td><td>25</td><td>0</td><td>0</td><td>0</td><td>0</td></tr> <tr><td>SOCIAL STUDIES</td><td>22</td><td>3</td><td>0</td><td>0</td><td>0</td></tr> </tbody> </table> <table border="1" style="width:100%; border-collapse: collapse;"> <thead> <tr> <th>OVERALL GRADE ANALYSIS</th> <th>NO.</th> <th>SEATED</th> <th>%</th> </tr> </thead> <tbody> <tr><td>41- 45</td><td>25</td><td rowspan="3">25</td><td>100%</td></tr> <tr><td>30.5 - 40</td><td>0</td><td>0%</td></tr> <tr><td>20.5 - 30</td><td>0</td><td>0%</td></tr> <tr><td>10.5 - 20</td><td>0</td><td rowspan="2">0</td><td>0%</td></tr> <tr><td>0- 10</td><td>0</td><td>0%</td></tr> </tbody> </table>	GRADE ANALYSIS SUMMARY						SUBJECT NAME/GRADE	A	B	C	D	E	MATHEMATICS	25	0	0	0	0	KISWAHILI	25	0	0	0	0	ENGLISH	24	1	0	0	0	SCIENCE	25	0	0	0	0	SOCIAL STUDIES	22	3	0	0	0	OVERALL GRADE ANALYSIS	NO.	SEATED	%	41- 45	25	25	100%	30.5 - 40	0	0%	20.5 - 30	0	0%	10.5 - 20	0	0	0%	0- 10	0	0%	<table border="1" style="width:100%; border-collapse: collapse;"> <thead> <tr> <th colspan="2">BOYS VS GIRLS PASSRATE (%)</th> </tr> </thead> <tbody> <tr> <td style="text-align: center;"> 60%</td> <td style="text-align: center;"> 40%</td> </tr> <tr> <td colspan="2" style="text-align: center;">OVERALL PERFORMANCE ANALYSIS</td> </tr> <tr><td>REGISTERED</td><td>25</td><td>100%</td></tr> <tr><td>SEATED</td><td>25</td><td>100%</td></tr> <tr><td>ABSENTEES</td><td>0</td><td>0%</td></tr> <tr><td>PASSED</td><td>25</td><td>100%</td></tr> <tr><td>FAILED</td><td>0</td><td>0%</td></tr> <tr><td>SCHOOL POSITION</td><td colspan="2" style="text-align: center;">3</td></tr> <tr><td>TOTAL SCHOOLS</td><td colspan="2" style="text-align: center;">87</td></tr> </tbody> </table>	BOYS VS GIRLS PASSRATE (%)		 60%	 40%	OVERALL PERFORMANCE ANALYSIS		REGISTERED	25	100%	SEATED	25	100%	ABSENTEES	0	0%	PASSED	25	100%	FAILED	0	0%	SCHOOL POSITION	3		TOTAL SCHOOLS	87	
GRADE ANALYSIS SUMMARY																																																																																											
SUBJECT NAME/GRADE	A	B	C	D	E																																																																																						
MATHEMATICS	25	0	0	0	0																																																																																						
KISWAHILI	25	0	0	0	0																																																																																						
ENGLISH	24	1	0	0	0																																																																																						
SCIENCE	25	0	0	0	0																																																																																						
SOCIAL STUDIES	22	3	0	0	0																																																																																						
OVERALL GRADE ANALYSIS	NO.	SEATED	%																																																																																								
41- 45	25	25	100%																																																																																								
30.5 - 40	0		0%																																																																																								
20.5 - 30	0		0%																																																																																								
10.5 - 20	0	0	0%																																																																																								
0- 10	0		0%																																																																																								
BOYS VS GIRLS PASSRATE (%)																																																																																											
 60%	 40%																																																																																										
OVERALL PERFORMANCE ANALYSIS																																																																																											
REGISTERED	25	100%																																																																																									
SEATED	25	100%																																																																																									
ABSENTEES	0	0%																																																																																									
PASSED	25	100%																																																																																									
FAILED	0	0%																																																																																									
SCHOOL POSITION	3																																																																																										
TOTAL SCHOOLS	87																																																																																										

INDEX	NAME	SEX	MATHEMATICS	KISWAHILI	ENGLISH	SCIENCE	SOCIAL STUDIES	TOTAL	AVERAGE	OVR GRADE	SCH POSITION	OVERALL POSITION					
1	DERICK MAMUYA	M	50	A	47	A	46	A	50	A	44	A	237	47	A	1.5	62
2	YONA LAURENT	M	50	A	47	A	47	A	49	A	44	A	237	47	A	1.5	62
3	ANDREW GANSHONGA	M	49	A	47	A	46	A	49	A	44	A	235	47	A	4.5	106
4	ESTA JOHN	M	50	A	47	A	45	A	48	A	45	A	235	47	A	4.5	106
5	JEMA GEORGE	F	50	A	48	A	44	A	49	A	44	A	235	47	A	4.5	106
6	TEDY PAUL	F	50	A	47	A	44	A	49	A	45	A	235	47	A	4.5	106
7	COSTANTINE ALEX	M	48	A	47	A	45	A	49	A	44	A	233	47	A	8	170
8	SALUDEBORA KWILABYA	F	50	A	47	A	45	A	47	A	44	A	233	47	A	8	170
9	SHELLA YUSSUPH	F	50	A	48	A	44	A	49	A	42	A	233	47	A	8	170
10	ALEX CHINGUILE	M	49	A	48	A	46	A	48	A	41	A	232	46	A	11	212
11	HERMANI SIXTUSI	M	50	A	47	A	44	A	47	A	44	A	232	46	A	11	212
12	REBEKA MENAS	F	47	A	48	A	45	A	50	A	42	A	232	46	A	11	212
13	MARIA ALEX	F	49	A	47	A	47	A	44	A	44	A	231	46	A	13	261
14	AKONAAY DUKHO	M	49	A	47	A	46	A	48	A	40	B	230	46	A	15	309
15	ERICK MUHANDO	M	49	A	47	A	44	A	46	A	44	A	230	46	A	15	309
16	OMARY TWAHA	M	50	A	47	A	43	A	48	A	42	A	230	46	A	15	309
17	DENISI DASTANI	M	45	A	47	A	46	A	49	A	42	A	229	46	A	17	355
18	PAUL KAMTONI	M	50	A	47	A	43	A	47	A	41	A	228	46	A	18.5	406.5
19	SHALOM MOHAMEDI	M	49	A	46	A	45	A	45	A	43	A	228	46	A	18.5	406.5
20	IRENE ELIA	F	49	A	46	A	42	A	48	A	42	A	227	45	A	20.5	463.5
21	PRISCA GODWIN	F	48	A	47	A	45	A	47	A	40	B	227	45	A	20.5	463.5
22	MWAJUMA BAKARI	F	50	A	47	A	42	A	45	A	41	A	225	45	A	22.5	592
23	MWAJUMA YASSINI	F	49	A	47	A	42	A	46	A	41	A	225	45	A	22.5	592
24	JEREMIA ILUMVA	M	48	A	47	A	39	B	49	A	40	B	223	45	A	24	745.5
25	PLASDUS SOKO	M	46	A	47	A	44	A	42	A	41	A	220	44	A	25	952.5